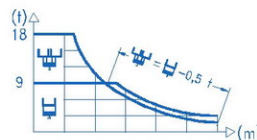
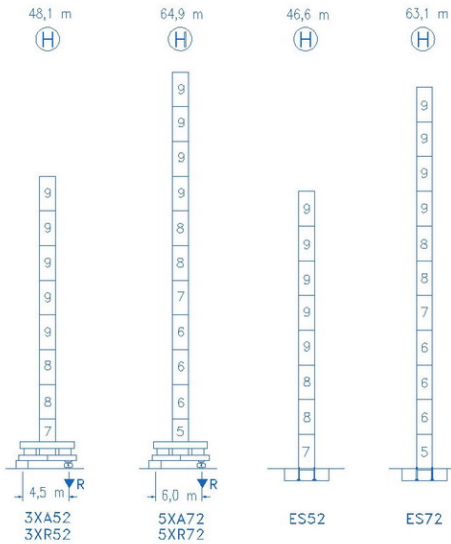


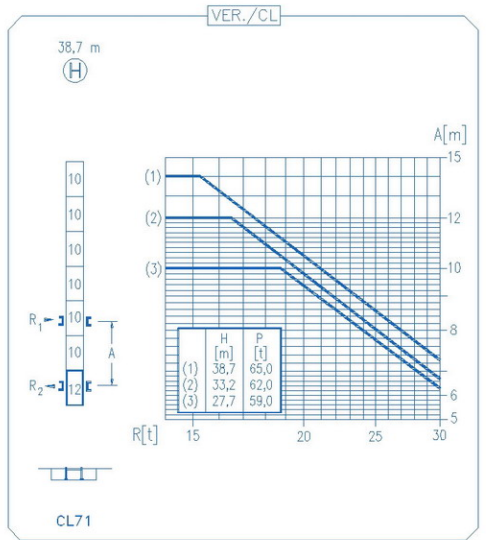
CE  
DIN 15018 H1 B3

R													
60	10,1	15	18,0	18,0	25	30	34	40	44	50	54	60	m
	18000	11255	9000	9000	6210	5045	4365	3610	3225	2720	2510	2200	kg
54	10,5	15	18,8	19,1	25	30	34	40	44	50	54		m
	18000	11835	9000	9000	6630	5390	4670	3865	3455	2965	2700		kg
50	10,6	15	18,9	19,2	25	30	34	40	44	50			m
	18000	11870	9000	9000	6700	5450	4720	3910	3495	3000			kg
44	10,9	15	19,5	20,2	25	30	34	40	44				m
	18000	12355	9000	9000	7070	5755	4990	4135	3700				kg
40	11,2	15	20,0	20,8	25	30	34	40					m
	18000	12720	9000	9000	7335	5975	5180	4300					kg
34	11,1	15	19,9	20,9	25	30	34						m
	18000	12600	9000	9000	7360	5995	5200						kg
30	11,0	15	19,7	20,9	25	30							m
	18000	12500	9000	9000	7365	6000							kg





N	Ref.	h (m)
5	TS25	2,0 5,5
6	S24	2,0 5,5
7	TS24	2,0 5,5
8	S23	2,0 5,5
9	S22	2,0 5,5
10	S15	1,6 5,5
12	CLS15	1,6 3,1



<b>R. máx.</b>	En servicio In operation En service In Betrieb	<b>3XR52 ..... 77,2 t</b>
		<b>5XR72 ..... 87,5 t</b>

<b>R. máx.</b>	Fuera de servicio Out of service Hors service Ausser Betrieb	<b>3XR52 ..... 90,9 t</b>
		<b>5XR72 ..... 130,0 t</b>

**CFU-7.5**  
7,5 kW  
0 ⇄ 94 m/min

**GR-12**  
2 x 120 Nm  
0 ⇄ 0,7 rpm

**TRA-7.5**  
2 x 75 Nm  
0 ⇄ 20 m/min

**TRA-7.5VC**  
2 x 75 Nm  
0 ⇄ 20 m/min  
5XR72

**EFU4-45-45**  
545 m  
45 kW  
0 ⇄ 94 m/min

**EFU4-65-45**  
620 m  
65 kW  
0 ⇄ 94 m/min

**EFU4-110-45**  
790 m  
110 kW  
0 ⇄ 94 m/min

Tensión de alimentación Operating voltage Tension de service Betriebsspannung	<b>400 V 3 ph 50 Hz</b>
--	---------------------------------

Opcional Optional En option Kaufoption	<b>*</b>
---	----------