
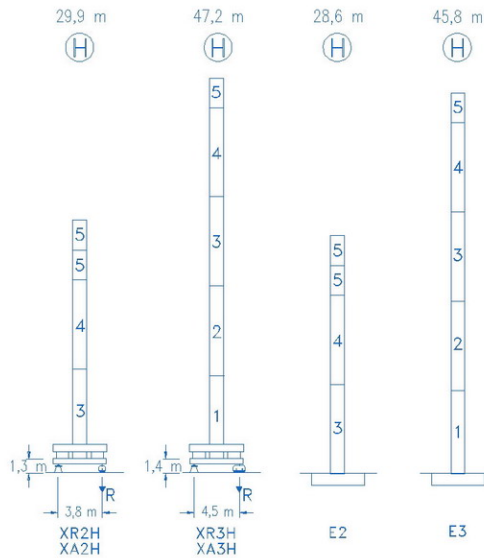


CE  
DIN 15018 H1 B3

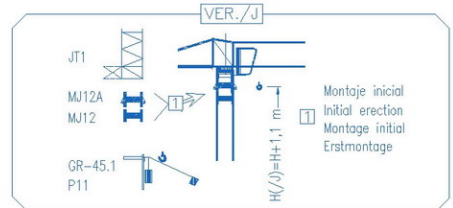
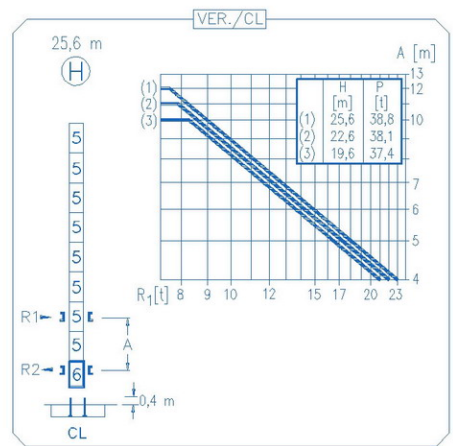
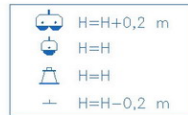
R	L																	
52,5	14,9	16	18	20	22	25	25,6	29,1	32	35	37,5	40	42,5	45	47,5	50	52,5	m
5000	4580	3960	3460	3060	2590	2500	2500	2500	2230	2000	1840	1700	1580	1470	1370	1280	1200	kg
50,0	15,9	18	20	22	25	27,4	31,1	32	35	37,5	40	42,5	45	47,5	50	50	50	m
5000	4290	3760	3330	2820	2500	2500	2500	2420	2180	2000	1850	1720	1600	1490	1400	1400	1400	kg
47,5	15,9	18	20	22	25	27,4	31,2	32	35	37,5	40	42,5	45	47,5	50	50	50	m
5000	4300	3770	3340	2830	2500	2500	2500	2430	2180	2010	1860	1720	1610	1500	1500	1500	1500	kg
45,0	16,6	18	20	22	25	28	28,6	32,6	35	37,5	40	42,5	45	45	45	45	45	m
5000	4530	3980	3530	2990	2580	2500	2500	2500	2300	2120	1960	1820	1700	1700	1700	1700	1700	kg
42,5	17,1	20	22	25	28	29,6	33,7	35	37,5	40	42,5	45	45	45	45	45	45	m
5000	4130	3670	3120	2690	2500	2500	2500	2400	2210	2040	1900	1900	1900	1900	1900	1900	1900	kg
40,0	17,5	20	22	25	28	29	30,2	34,5	37,5	40	40	40	40	40	40	40	40	m
5000	4240	3760	3200	2760	2630	2500	2500	2500	2270	2100	2100	2100	2100	2100	2100	2100	2100	kg
37,5	17,3	20	22	25	28	29	29,9	34,3	37,5	40	40	40	40	40	40	40	40	m
5000	4200	3730	3170	2730	2610	2500	2500	2500	2250	2100	2100	2100	2100	2100	2100	2100	2100	kg
35,0	17,6	20	22	25	28	29	30,5	35	35	35	35	35	35	35	35	35	35	m
5000	4290	3810	3240	2800	2670	2500	2500	2500	2500	2500	2500	2500	2500	2500	2500	2500	2500	kg
30,0	17,2	20	22	25	28	30	30	30	30	30	30	30	30	30	30	30	30	m
5000	4140	3670	3120	2690	2500	2500	2500	2500	2500	2500	2500	2500	2500	2500	2500	2500	2500	kg





N	Ref.	h
1	MT123	10,1 m
2	MT123A	10,1 m
3	MH124A	11,8 m
4	MH124-1	11,8 m
5	MH121	3,0 m
6	CL20	2,2 m

MH124-1=(4)MH121-0,2 m



<b>R. máx.</b>	En servicio	<b>XR2H ..... 41,0 t</b>
	In operation	
	En service	
	In Betrieb	

<b>R. máx.</b>	Fuera de servicio	<b>XR2H ..... 40,0 t</b>
	Out of service	
	Hors service	
	Ausser Betrieb	

**CS2-1.9**  
1,9 kW  
16 m/min  
48 m/min

**CFU-2.2**  
2,2 kW  
0 ⇄ 80 m/min

**GR-4.5**  
2x45 Nm  
0 ⇄ 0,7 rpm

**TS2-4.5** **TS2-5.5**  
2x45 Nm 2x55 Nm  
0 ⇄ 20 m/min  
**XR2H** **XR3H**

**ES3-18-12**  
18 kW

		I	II	III
$\frac{H}{m/min}$		8	32	64
	kg	2500	2500	1300
$\frac{H}{m/min}$		4	16	32
	kg	5000	5000	2600

**EFU2-18-12**  
18 kW

Tensión de alimentación	<b>400 V</b>
Operating voltage	<b>3 ph</b>
Tension de service	<b>50 Hz</b>
Betriebsspannung	

Opcional	<b>*</b>
Optional	
En option	
Kaufoption	